

April 28, 2015

BellNews Fortnightly

Challenging & Supporting each other...



Gangnam style was just so yesterday. Enter our **Grade 3/4's**, getting ready to dance **Gamelan style** as part of last week's Asia Raya incursion.



MOTHER'S DAY STALL



Thursday 7th May
Friday 8th May

*Handmade & hand
crafted goods priced
from 50c to \$10*

*Please send some spending money in with your kids.
All the money raised goes to Bell Primary.*

Thank you to everyone who has pledged items for the Mother's Day Stall. We are still gratefully accepting donations of items that can be sold from 50 cents up to \$10.

BAKE-O-RAMA!

Please consider baking up some edible gifts for mum or grandma. They love cookies, biscotti, gingerbread, slices, brownies, fudge, florentines and chocolates, to name a few.

Baked goods can be dropped off on the day of the stall. Please get in touch if you would like packaging (plastic bags, ribbons, ties). Please also provide one copy of the ingredients.

For more information or ideas, please contact

Catherine Acton (Prep B, 3/4E, 3/4L): catherine.acton@gmail.com

Amanda Dunstone (1/2A, 5/6T): amanda--dunstone@yahoo.com.au

Chris Jeffrey (1/2A): chris.jeffery@bigpond.com





From the Principal's Desk

We certainly have had a busy start to term 2. I hope all of you managed to see the front cover of Friday's Herald Sun. It is a brilliant photo of Felix from Grade 5 at the students ANZAC Service at the shrine. Our ANZAC sculpture was a feature in this weeks Preston Leader with a lovely picture of Matilda, our designer from Grade 6. These photos will make a great display in our front foyer. Thank you to Adrian Whitehead, School Council member, who donated both his time and the wattles and Rosemary to work with the Grade 6's to plant out our ANZAC garden last week.

Student's poppies that will never wilt

A PINT-SIZED budding young artist is behind Durbin's latest Anzac memorial. Bell Primary School Grade 6 student Matilda won a school competition for an Anzac-inspired design, which was this month installed as an Anzac centennial tribute.

Principal Cresten Pearce said the 11-year-old student's design was turned into a triptych — three steel panels laser-cut with her image of poppies.

"We had the competition at the end of last year, and then on the last day of term we announced Matilda had created the winning design," Ms Pearce said.

"Matilda did a beautiful design of poppies."

"It's a beautiful sculpture and we're going to celebrate that on our Anzac Day service. It looks brilliant."

Ms Pearce said the school created the installation using funds received through the Australian Government Anzac Centenary Local Grants initiative.

While Matilda has a long way to go before choosing her career path, Ms Pearce said the budding artist already had an impressive resume for any future creative career.

"She's a very creative child — talk about getting a good CV at age 11!"



Bell Primary School has installed new artwork designed by Grade 6 student Matilda. 11

OHS News

The arrival of the new relocatable has created a 5 metre wide area between the building and the fence line that will be out of bounds for children. The area cannot be seen by supervising teachers during play and lunchtimes.

There are some major works occurring in the grounds over the next few weeks. Please keep your children well away from the work sites during out of school hours.

This weekend the relocatable windows are being replaced - a big job.

DEET is installing a lift in the main building in the very near future. This is to allow for disabled access to the first floor. This will require the use of very large equipment.

We would prefer this to be done during the holidays but have not been given a date.

PLEASE NOTE THAT THE GROUNDS WILL BE CLOSED ON SATURDAY, MAY 2st TO ALLOW FOR MAJOR WORKS AND ON SUNDAY, MAY 10th FOR THE SUNDAY CREW.

2016 Prep Enrolments

It is hard to believe how fast this year is flying by and the Prep tours have begun.

If you have a younger child starting in 2016, please complete an enrolment form. You can pick up one from the office or they can be downloaded from the website.

Cresten Pearce, Principal

Qkr™
by MasterCard®



**Pronounced -
Quicker**

Thank you so much to the parents who last week joined the growing numbers who are now using the new Qkr! app.

We have had very positive feedback from parents who gave it a go and an example of this is published here:

Unsolicited Testimonial from a Bell QKR! Parent.

Dear Parents,

I just wanted to share some helpful info about what a fantastic and convenient system Qkr! payment system is.

Like me, did you look at Qkr! in the newsletter and say to yourself:

"..that looks complicated...I'm too busy to set that up on my phone/device"....

Recently I spent the ten minutes it takes to set it up and now would not be without it.

Now all payments are simple: a shopping cart system on the app with literally a finger swipe to make the payment using pre-existing credit card details

No more need to complete payment envelopes, find the right cash,

or complete credit card slips.

I just pay on Qkr! app, then send in the tear off section of the incur-sion/excursion permission form to school with my child.

Vanessa Hamilton

Mum of Grade 3 and 5.

When using the Qkr! app, you will see all events currently requiring payment listed as products.

Please be careful when selecting the product you wish to pay for as not all products will be relevant to your child i.e. Bike Ed, which is for Grade 4 students only.

If you are uncertain whether your child is expected to participate in a particular event, an idea would be to pay once you have received the Permission Notice from your child's teacher.

If you have any questions, the office staff are always happy to help.

Telephone 9480 5622 or email: bell.ps@edumail.vic.gov.au

Your feedback is most welcome too J

Robyn Radford, Business Manager

School Values Certificates

Lucas Harris: Lucas has demonstrated respect when working with others in the classroom. I particularly liked the way he listens to others and cares for them when they need it.

Klara Rawsthorn: Klara has demonstrated respect when working with others. I particularly like the way she cares for our classroom ensuring it is kept neat and tidy.

Liam McGowan: Has demonstrated the school value of Respect by always listening attentively and giving constructive feedback to his peers throughout speaking sessions.

Kleo Droutsas: Has demonstrated the school value of Learning by working continuously to improve her understanding of spelling patterns to improve her writing.

Samuel Krasna: Has demonstrated the school value of Creativity by always producing unique and original art work. Sam is constantly developing high quality, expressive work that often tells a detailed narrative. He is continuously working on developing his personal style as an artist.

Ella Wright: Teamwork for working well with all members of the class. Ella is cooperative and inclusive at all times. She offers assistance and is caring to others.

Nicholas Soule: Confidence and Getting along. Nicholas demonstrated fantastic public speaking skills when he taught us how to tie a karate belt. He was confident, clear and broadcasted his voice superbly.

Lucas Theobald: Respect. Lucas has demonstrated respect by being organised and often first to the floor – ready to learn! He is always sitting in a five star learning position and displays communal responsibility by showing others the right thing to do. Fabulous job Lucas, keep it up!

Annie Lord: Respect. Annie has demonstrated respect by continually being a positive role model to others. She is always friendly to her classmates and displays her beautiful manners by putting up her hand, listening to others and assisting her peers, both inside and outside of the classroom. Fantastic job Annie!

Odin Wakefield: Teamwork. Odin demonstrated teamwork when completing the joint arms game with 1/2H. He made helpful suggestions, assisted his team and made sure everybody was included. Odin always has a positive attitude to learning. Well done, you legend! 1/2H are so lucky to have you.

Shep Wilton: Teamwork. Shep has shown enormous teamwork when helping his classmates untangle their arms during the teamwork game! He worked hard and listened to his group's ideas, while being respectful. We are so lucky to have you in the 1/2H team Shep. Keep it up!

Amir Toukhsati: Confidence. Congratulations Amir for beginning Term 2 in a confident and productive manner! Well done!

Evie Taylor-Constable: Learning. For composing a creative and entertaining rap in response to an article about the use of technology in society. Outstanding work Evie!

Kayla Vinten-Cassidy: Teamwork. For the positive approach she takes to teamwork activities. Kayla works well with a variety of her peers and sets a wonderful example for others.

Giselle Bassi: Learning. Giselle has been working hard to be brave in class and try new things. She is using her time to help her plan her ideas so she can write a fabulous narrative. Excellent work Giselle!

Ed Baulch: Ed has displayed great creativity in our writing sessions recently. He has thought of great ideas to make his narrative about a secret box engaging to his readers. Look out Andy Griffiths!

Romy Nolan: Congratulations Romy on creating an amazing dragon for display in our classroom as part of the Biennale Exhibition.

Lucy Cambridge: Congratulations Lucy on demonstrating a mature approach to selecting more advanced reading material.



eSmart Tips for Kids

In the last edition of Bell News there were 5 tickets hidden that spelled out an eSmart message. The answer is:

T

H

I

N

K

ell


ide

nteresting

ice

keep

Well done to the kids who came and told me the answer!



Gabrielle Wang Book Orders.

Please be advised that Gabrielle Wang book orders can be handed in to your teachers by the end of this week.



bit.ly/bbvolunteers



Hi parents, guardians and friends of Bell PS.

Below are a series of jobs essential to making the Bell Biennale Arts Festival (Our Asian Neighbours) a successful experience for the students and audience. Each job has a link to volunteer spot where you can simply sign up with your email address (no password required) and view the job. As they say 'many hands make light work'. It's now getting to the pointy end of the organisation and preparation phase of the Biennale and Chelsea and I are in desperate need of your help. Please have a look at the jobs listed below and see what you can do. Chelsea and I would like to thank those who have already dedicated your time and skills to helping us out. The support of the parent community

is what makes working at Bell PS so special. Jobs include: **Art Work display set up** <http://vols.pt/bkidv4> **5/6 costumes** <http://vols.pt/Vhccxv> **Creating a comment book** <http://vols.pt/oUHDzg> **Cutting Eyes Out Of Masks** <http://vols.pt/oLhrGA> **Cutting up tickets and delivering them** <http://vols.pt/YrAu1S> **Decorating and preparing the performance space (Music Room)** <http://vols.pt/rg3x2E> **Taking down displays** <http://vols.pt/uY3gvk>

5/6 Chinese Museum Incursion: Chinese art and music has been the main focus for the 5/6 students in preparation for the Bell Biennale Arts Festival (Our Asian Neighbours). Last Monday the Grade 5/6 students had a great learning opportunity to gain a deeper understanding of Chinese culture when the Melbourne Chinese Museum visited the school to run three workshops. The first workshop was a Chinese language infused dance with all the Grade 5/6 students. Included in some of the dance routine was some simple Tai Chi moves.



After getting warmed up with the dance 5/6 students were ready to learn about Chinese medicine. During this session the students had a hands on experience with an interesting variety of herbs, fungi and other medicinal plants. After learning about what some of the herbs can cure the students were then given a mock patient that needed help with a particular ailment. Students were then charged with the task of choosing the right recipe to make a soup that could possibly cure the ailment.



The third workshop was about making Chinese lanterns. This was a great hands on experience for the students that required a high degree of fine motor skills. As they made the lanterns they learnt why the lantern is an important symbol for luck in Chinese culture.

The third workshop was about making Chinese lanterns. This was a great hands on experience for the students that required a high degree of fine motor skills. As they made the lanterns they learnt why the lantern is an important symbol for luck in Chinese culture.



JAVANESE GAMELAN



The Grade 3&4 students were treated to an amazing incursion on Thursday. Aaron and Nita Hall from Asia Raya travelled all the way from Bendigo with a complete Javanese Gamelan ensemble and dance costumes. What is a Gamelan? I hear you ask. Wikipedia pretty much nails it:

"Gamelan is traditional ensemble music of Java and Bali in Indonesia, made up predominantly of percussive instruments. The most common instruments are metallophones played by mallets as well as a set of hand played drums called kendang which register the beat (Wikipedia)."

The Javanese gamelan is mostly made up of six types of percussion instruments. - Saron

When all these instruments are played at the same time the gamelan produces very impressive and loud sound. Yet simultaneously producing a calm and relaxed feeling because of the the nature of the harmony and pentatonic like scale.

The large size of the ensemble means that everyone gets to have a go at playing an instrument and through several rotations the students were able to have a go of all the instruments. Aaron explained that the gamelan at a beginning level is very accessible and the first songs can be learnt by students from a young age. Each part plays an equally important role in the ensemble. However, the main melody that the students learnt and was followed by the rest of the ensemble was played by the Saron. Bell students were able to learn quickly these melodies drawing on their previous knowledge of playing metallophones and what they had learnt about Javanese gamelan in class. The main melody followed a repeated pattern of hitting the notes on the Saron marked 5,6,5,6,2,1,2,1. Aaron was very excited to see that Bell students learn the difficult Kenong and Bonang part easily. This part required the player to play their notes on what is called the 'Off Beat' or better described as the in between beats. The Gong Kempul required three students to play it. Once the first group had learnt the part they then became the pointers for the next group of pointers. Aaron was able to split the Kendang part into 4 separate drum parts. The Kendang is responsible for holding and directing the tempo of the ensemble.

To experience actually playing a real life gamelan was an incredible learning opportunity for Bell students. This incursion has been invaluable in allowing the student construct their knowledge about the Javanese gamelan. Which will hopefully be put to good use when the 3/4 students begin to compose their own Javanese inspired compositions.

JAVANESE DANCE



Like singing in a choir or playing in an ensemble, dancing with others in unison as a synchronised group, brings great pleasure. Clearly from the images here this is what the students were experiencing under the graceful guidance of Nita Hall from Asia Raya. The level of engagement was extremely high and Bell's Grade 3/4 students demonstrated excellent choreography skills whilst following Nita's moves.

One of the dances that the students learnt wasn't originally from Java but from the island of Sumatra. This was called the plate dance. As the students entered the room there were pairs of small yellow and orange plates laid out on the floor. Yellow for boys and orange for girls. When the students got dressed up in the colourful costumes they looked amazing. The red horns of the headdress that the girls wore represented the buffalo commonly found on the island of Sumatra. Both boys and girls had to wear traditional Javanese sarongs with the girls wearing beautiful pink tops and red scarves. The boys accompanied the girls with bright blue shirts and black scarves to match their headdress. How amazing do they look?

The other dance that the students learnt was a penguin dance. Again after some practice, the students were able to follow Nita's moves and their costumes were also wonderfully ornate and colourful.



MISSING!



BOYD'S BIKE WENT MISSING FROM THE BIKE SHED LAST WEEK.

It is a new 'E-450 BYK' bike (with gears) that is white with red bands & yellow stickers. If anyone has any information please contact the Bell Primary office.

Bike and Scooter Safety at Bell

Bell students, please remember to:

- Always walk your bike or scooter in the School yard.
- Insure that your helmet is correctly fitted and the strap done up when you are using (walking or riding) your bike or scooter.
- Be wary of who and what is around you – it can be easy to lose concentration and crash into something.



The Premiers' Reading Challenge is still open for registration. Completed permission forms are to be returned to class teachers.

Children in years Prep to 2 need to read or experience 30 books during this period. Children can read with a parent, teacher, brother or sister, classmate, buddy or friend. Twenty books need to come from the Challenge booklist which is available at

<http://www.education.vic.gov.au/about/events/prc/Pages/booklist.aspx>

Students in Years 3 to 6 need to read 15 books with 10 books coming from the Challenge booklist which is available at

<http://www.education.vic.gov.au/about/events/prc/Pages/booklist.aspx>

All books need to be entered on-line by 7th September 2015.

So far 468 books have been read and 3 students have finished the Challenge.

Karen Elsbury

Premiers' Reading Challenge Coordinator

Victorian
premiers' reading challenge

Why Drinking Water Is the Way to Go



Everybody needs water. All living things must have water to survive, whether they get it from a water fountain, a rain cloud, a water bowl or water bottle. Lots of foods contain water too.

Without water, your body would stop working properly. Water makes up more than half of your body weight and a person can't survive for more than a few days without it.

When your body doesn't have enough water, that's called being dehydrated. Dehydration also can keep you from being as fast and as sharp as you'd like to be. A bad case of dehydration can make you sick. So keep that water bottle handy when the weather warms up!

Tips for drinking water:

Drink water with meals to help your food digest through your body

Definitely drink when you are thirsty. But when it's warm out or you're exercising, you'll need more.

Be sure to drink some extra water when you're out in warm weather, especially while playing sports or exercising.

If you're going to sports practice, a game, or just working out or playing hard, drink water before, during, and after playing.

Don't forget to bring a full bottle of water to school every day. You can't play or study at school at your best when you're thinking about how thirsty you are!

Not only does water fight dehydration, but it's refreshing and has no calories.

Here are a few other facts about water to keep in mind:



There's no specific amount of water recommended for children, but it's good to give them water throughout the day — not just when they're thirsty.



If you don't like the taste of water, add a squeeze of lemon or lime for flavour.



Fruits and veggies are also good sources of water.



Kids should drink more water than usual when they're ill, when it's hot out, and when they're physically active.



eSmart Tips for Parents

There are a wealth of resources available to support schools, families and students to become responsible digital citizens. The ICT team at Bell would like to recommend the following website to all parents and guardians as a starting point to becoming informed when it comes to keeping our kids and ourselves safe online. It also has some great stuff for children too.

www.cybersmart.gov.au/Parents/Resources/Educate%20yourself



The Uniform Shop

Special orders are now being taken for pinafores: \$47

Available Sizes 4-10.

Also, Striped Cuff Bomber Jackets \$42 / \$45

Available Sizes 4-14 / Size 16

Please enclose money with your order form. Expected delivery time is around 2 weeks from ordering.

Program Update

We have had a busy start to Term 2 at OSHClub this past fortnight. We would like to welcome Kathryn Sutherland as our new Co-ordinator. Kathryn will be working at both BSC and ASC. Last week the focus of the program was ANZAC DAY. Some of the activities included; Make your own poppy, Gallipoli word search, Why is ANZAC Day special, ANZAC Day wreaths and wattle badges.

For a different sports game and to ensure that the children use all the new sports equipment we organised a circuit using skipping ropes, hula hoops and basketballs. Some of the older girls in the program also organised a cricket match for the children. For the rest of the term and year we are looking at different ways we could use the AASC equipment, to ensure that the children get maximise use of it.

This week the program is focused on the Community with activities such as Flags of the World, my family tree, family traditions and draw my family.

Just a quick reminder to ensure that you book your child in online, on some days we have almost reached our maximum limit. Once we reach our limit we are unable to accept any more children which means any bookings made via phone on the day will be declined and you will be required to pick your children up from the school. Please note the program phone is only answered from 7am – 9am and 3pm – 6.30pm, any messages left outside of these times will be returned during these hours.

	Monday	Tuesday	Wednesday	Thursday	Friday
Before Care Activities	My Family Tree	Draw My Family	Giants Treasure	Balloon Family	Silent Ball
After Care Activities	Flags of the World	Balloon Painting	My Family Traditions	Family Origins	Robot Puzzles

Bell French Club

Thursdays 3.45pm-4.45pm (Mezzanine area in main building)

Children of all ages and experience welcome. Come and develop an ear and a feel for French with us.

Awesome preparatory experience for future high school language learners. 2015 Grade 6 parents, reserve your slot now, and give your child a positive head start in language learning.

Strictly limited places.

Enquiries:

Jim Callahan

jim.callahan@lcfclubs.com.au

0432 719 034





R H E A L T H Y P B G D U S C N S Y L V
 E D Y G N S U S H I R O L L E U D V U H
 T F W L Y D V P S D R I N K G B Q A N S
 A K P U Q T P O P C O R N A O J V V C S
 W M E N U B H Q F G W S R K A F N E H A
 S S E L B A T E G E V F L E K R N G O U
 D D E N Z T F F A J G S A R U U U E R S
 W A M K P B U K R C C K E B A I T T D A
 B R E A K F A S T I L H R I I T R A E G
 W P A R T X O L D I E Y E F P S I R R E
 H A L O B A R O M K X D C H L A T I M R
 E S T U D I N N E R S P R A I L I A A O
 V T J S E B Y M C T G N R I V A O N N L
 Q R G C A O R H N G U E I A C D N L Q L
 T Y I N P X E E E E N Y V M T E I U S A
 M U A M V E T L B I E I P T A E M N U R
 J N L N S P T P M X G W K S W T D C H K
 A Y I E A R U P Y Y V C W O R V I H F J
 W R W S T Q B A J E E Z C K O W V V H Z
 D H C I W D N A S R X L S O K C R K M N

ATTENTION ALL LUNCH ORDER FANS!
THIS IS LUNCH ORDER MAN'S FIRST FOOD
WORD FIND - CAN YOU FIND ALL THE
WORDS EITHER UP, DOWN, DIAGONALLY
OR BACKWARDS?

ADD A SECOND LEVEL TO THE WORD PUZ-
ZLE - USE A DIFFERENT COLOUR PENCIL
FOR WHAT YOU THINK MAY BE HEALTHY
FOODS AND ANOTHER COLOUR FOR OCCA-
SIONAL JUNK-TYPE NOT-SO HEALTHY
FOODS. ADD YET ANOTHER COLOUR FOR
THOSE WORDS THAT ARE NEUTRAL (SUCH
AS 'DINNER').

THANK YOU LUNCH ORDER FANS. THIS IS
LUNCH ORDER MAN SIGNING OFF. HAVE A
DUMPLING OF A DAY!

SUGAR	BREAKFAST	MEATPIE	FRUITSALAD
MENU	SANDWICH	DRINK	JUICE
SUSHIROLL	NUTRITION	FRIEDRICE	CEREAL
FIBRE	COOKING	VEGETARIAN	WATER
LUNCHORDERMAN	BUTTER	VITAMINS	POPCORN
DINNER	SAUSAGEROLL	CHEESE	VEGETABLES
APPLE	PASTRY	BREAD	LUNCH
HEALTHY	MINERALS	MILK	BANANA

CALENDAR OF EVENTS

April - May 2015

Sun	Mon	Tues	Wed	Thur	Fri	Sat
26	27	28 Gabrielle Wang visit Grade 4 Bike Ed	29 Gabrielle Wang visit 6.00pm Educational Sub Committee	30 3.15-3.45 Uniform Shop	1 Bell Vs Northcote (1.30pm)	2 Works - Grounds Closed
3	4 Gabrielle Wang 9.00 Whole School Assembly 9.00 Playgroup 8.45-9.15 Uniform Shop	5 Gabrielle Wang visit Grade 4 Bike Ed World of Maths Incursion	6 World of Maths Incursion	7 World of Maths Incursion 2.30. Finance Meeting 3.15-3.45 Uniform Shop 7.00 School Council	8 Gabrielle Wang visit Sport: St. Marys Vs Bell (1.30pm)	9
10 Sunday Crew - Grounds Closed	11 9.00 Jnr Assembly 9.00 Playgroup 8.45-9.15 Uniform Shop	12 Yrs 3 & 5 Naplan (Reading & Language) Grade 4 Bike Ed	13 Yrs 3 & 5 Naplan (Reading)	14 Yrs 3 & 5 Naplan (Numeracy) 3.15-3.45 Uniform Shop	15 Sport: Bell Vs Preston Sth. (1.30pm)	16
17	18 9.00 Snr Assembly 9.00 Playgroup 8.45-9.15 Uniform Shop	19 Grade 4 Bike Ed	20 World of Maths	21 3.15-3.45 Uniform Shop	22 Sport: Holy Spirit Vs Bell (1.30pm)	23

Payments and Forms

All Year Levels

Books and Requisites Levy

\$220 / student &

ASAP

Reminders

\$30 Grounds Levy



Join our Under 9 Netball team!

We are looking to pull together an under 9 Northern Parks netball team from Bell Primary students and other children in the locality to play in the Darebin Netball Association competition. Games are on Saturday mornings during term in the Darebin Community Sports Stadium, Reservoir. We are looking to commence in the competition at the start of term 3, 2015 or sooner if the kids are keen. Parents usually share driving to the Saturday morning game.

If you are a girl or boy aged 7-10 and you would like to join please contact Ali Barr (Lili Hesketh's mum) on 0413 495 266 or abarr1@unimelb.edu.au. Even if you're not sure, come and give it a try and see if you like it. The team will probably train at Bell Primary after school one afternoon per week (TBC based on availability of players, coach and courts).

